

# New Business Index

• 2025 Review •



# Yearly ABN registrations

• Year 2020 - 2025 •

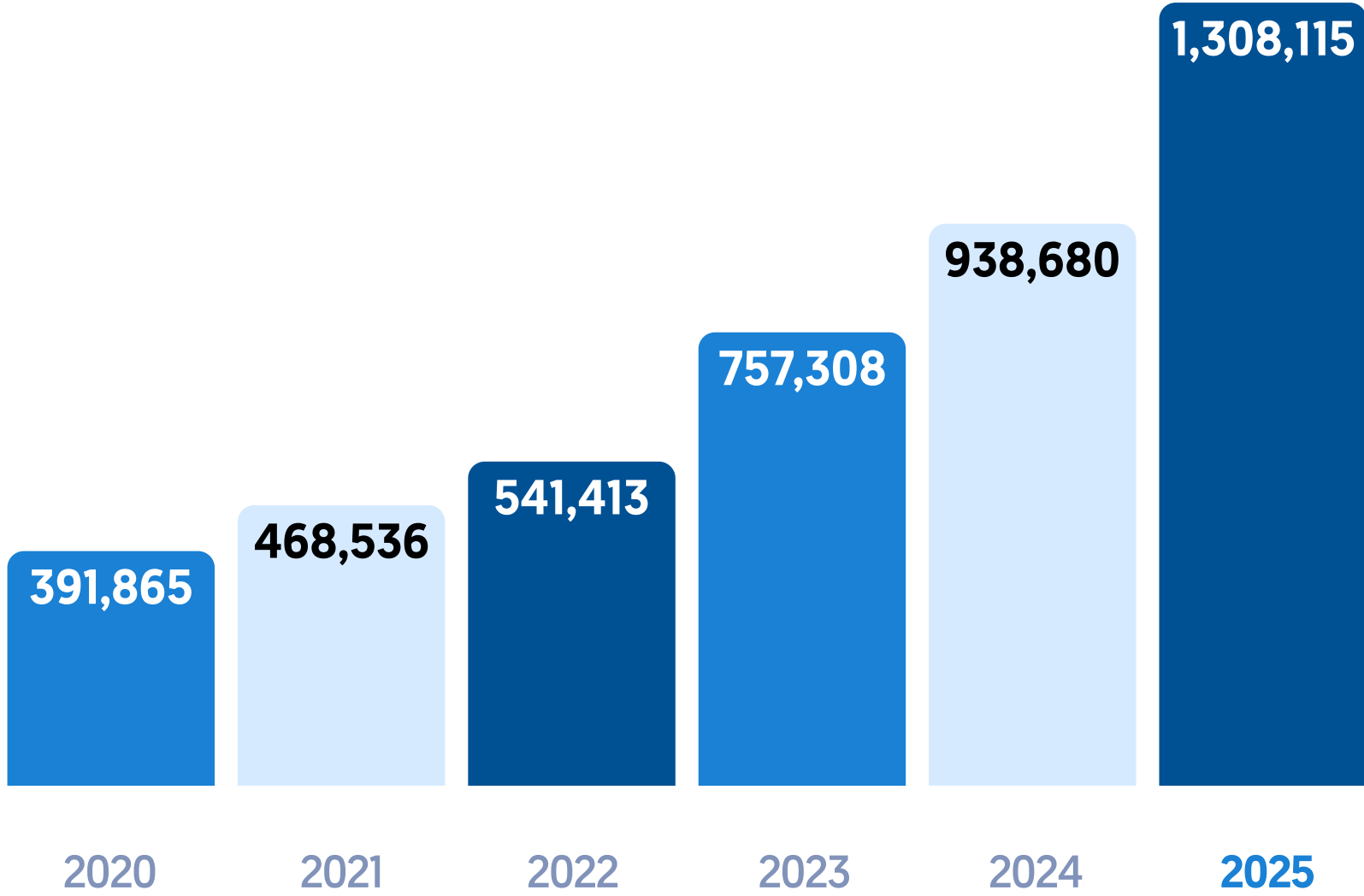
## NEW BUSINESSES REGISTERED (2025)

**+27.3%** Average annual growth rate (last 5 years)

**1,308,115**

Total ABN registrations in 2025

Source: [Australian Business Register – ABN Bulk Extract](#)



# Yearly ACN registrations

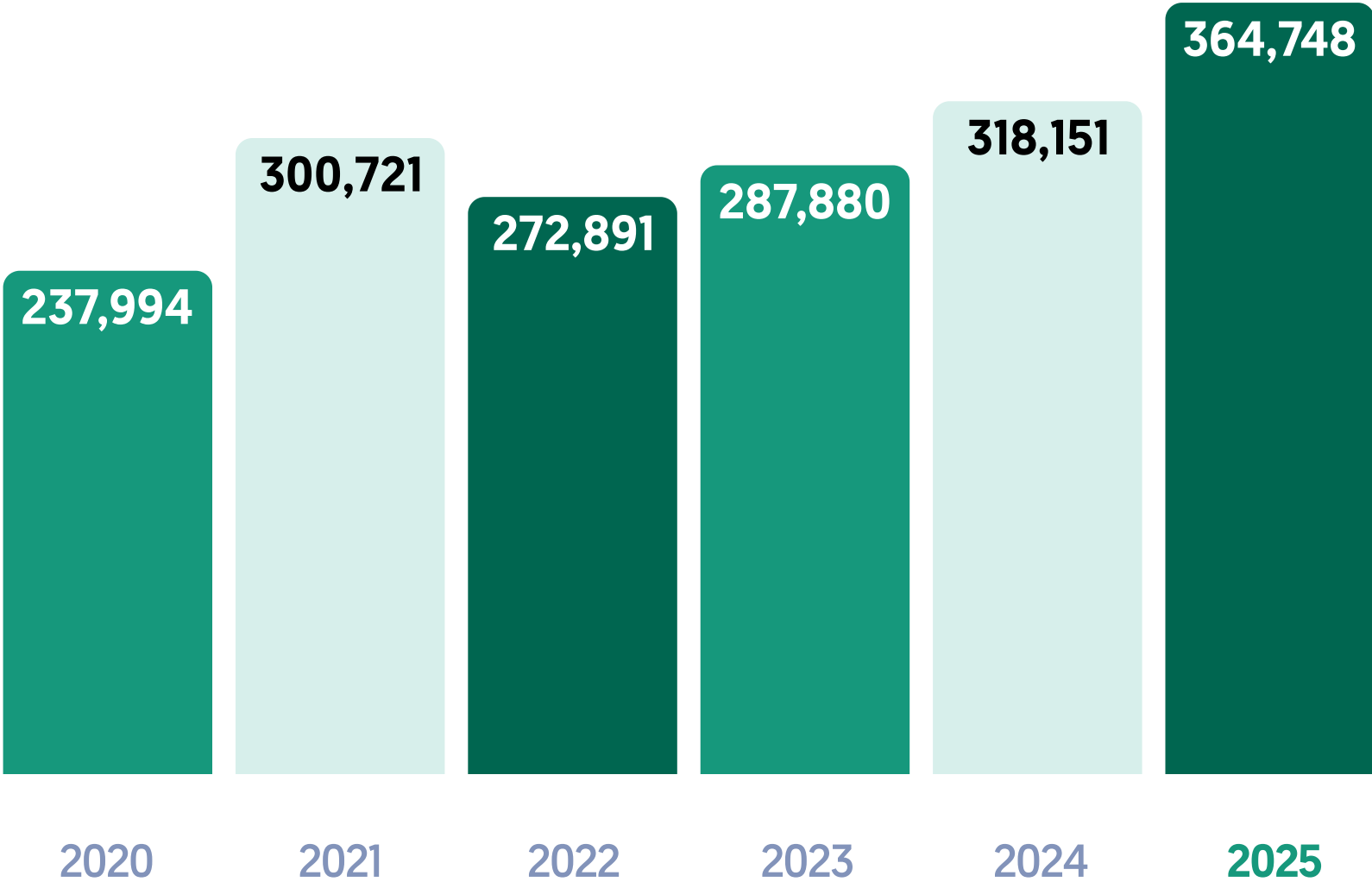
• Year 2020 - 2025 •

NEW COMPANIES REGISTERED (2025)

+8.9% Average annual growth rate (last 5 years)

364,748

Total ACN registrations in 2025



Source: [ASIC – Company registration statistics](#)

# Yearly GST registrations

• Year 2020 - 2025 •

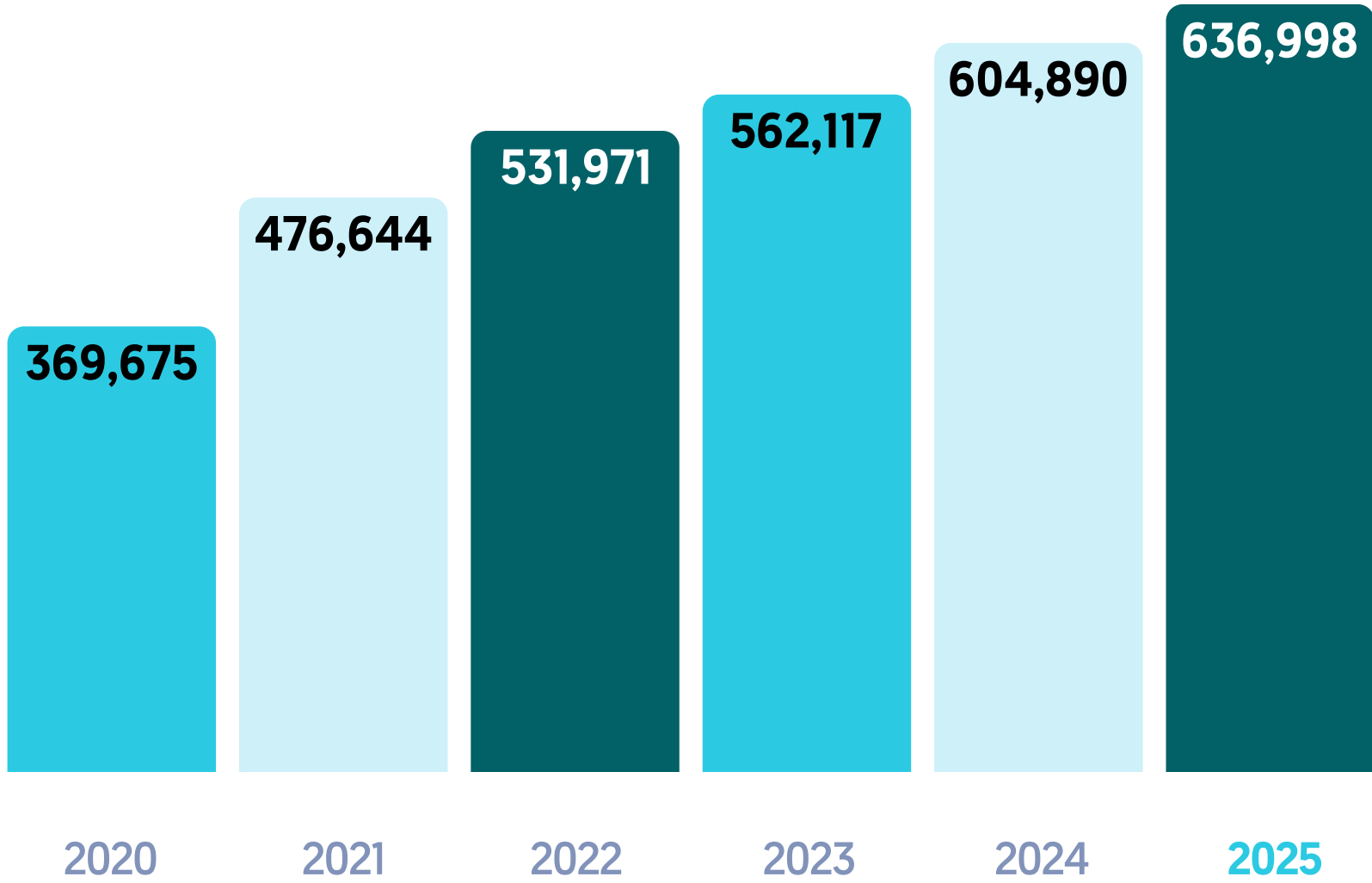
GST Status (2025)

+11.5% Average annual growth rate (last 5 years)

636,998

Business Registered for GST

Source: [Australian Business Register – ABN Bulk Extract](#)



# Statistics for the Year 2025

## NEW BUSINESSES REGISTERED (2025)

**1,308,115** +31% YoY

Total ABN registrations in 2025

## NEW COMPANIES REGISTERED (2025)

**364,748** +14.65% YoY

Total ACN registrations in 2025

## GST STATUS (2025)

**636,998** +5.31% YoY

Businesses registered for GST

The surge in business registrations in 2025 reflects a widening of participation, not just faster growth. Lawpath data shows the increase was spread across industries, age groups, and locations, with no single sector or demographic driving the uplift. Service-led industries, digital businesses, trades, and professional services all recorded higher formation volumes, while registrations continued to expand beyond CBDs into suburban and regional areas, reinforcing the decoupling of business formation from traditional office centres.

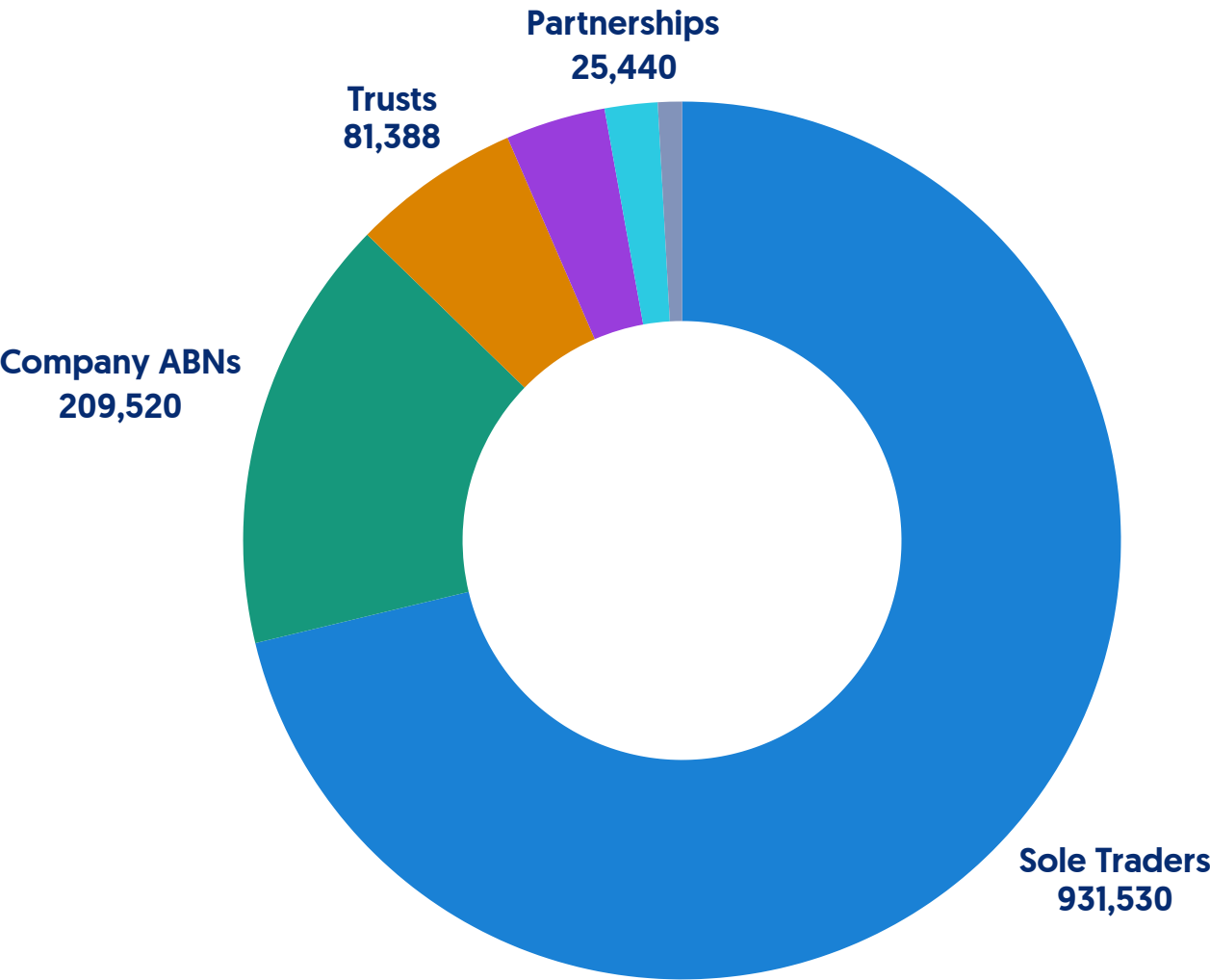
Demographically, 2025 saw strong participation from younger, first-time founders, alongside sustained activity from older cohorts establishing consulting, contracting, and asset-holding structures. This broader mix is reflected in entity choices. Most new entrants opted for simpler, more flexible structures, contributing to the sharp rise in overall ABN registrations, while company incorporations and GST registrations grew at a more measured pace. The pattern suggests founders are entering the system earlier and committing progressively, rather than upfront.

The economic backdrop helps explain this shift. Ongoing [cost-of-living pressure](#), elevated interest rates, and modest wage growth have increased the appeal of alternative income and self-directed work. For many, starting a business in 2025 appears less about rapid scale and more about income resilience, flexibility, and optionality. The result is a broader, more diverse cohort of Australians formalising business activity as a response to economic uncertainty, rather than a narrow surge driven by optimism alone.



# Business Structures

Australia’s Business Formation

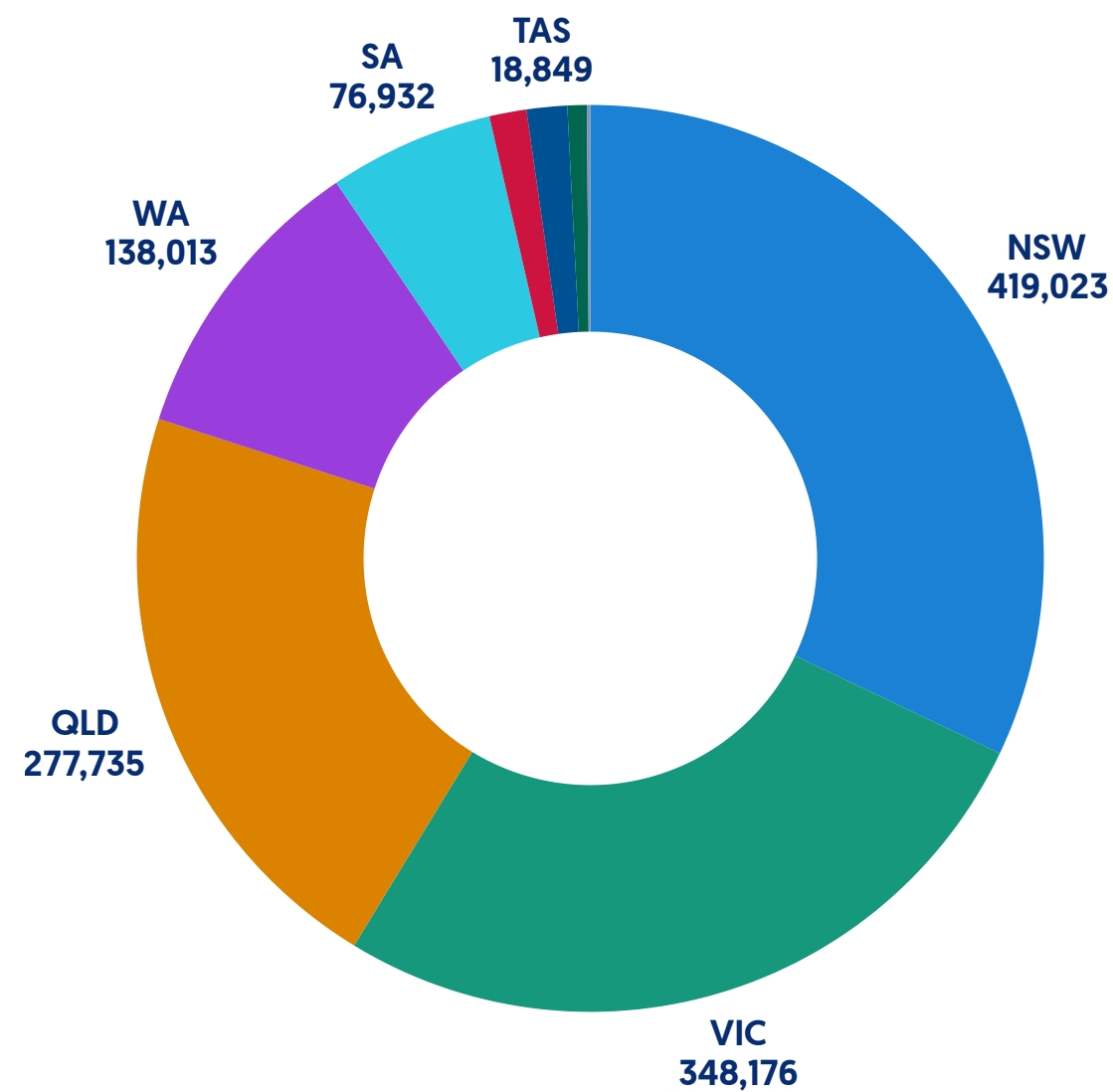


CATEGORY	2024	2025	YOY GROWTH
• Sole Traders	598,037	931,530	55.76%
• Company ABNs	190,045	209,520	10.25%
• Trusts	75,511	81,388	7.78%
• Super Funds	36,693	48,093	7.78%
• Partnerships	25,953	25,440	-1.98%
• Other	12,175	11,504	-5.51%
• Government & Statutory Bodies	38	50	31.58%

Source: [Australian Business Register – ABN Bulk Extract](#) (monthly new company registrations)

# States & Territories

Australia’s Business Formation



STATE	2024	2025	YOY GROWTH
• NSW	308,022	419,023	36.04%
• VIC	255,384	348,176	36.33%
• QLD	191,246	277,735	45.22%
• WA	93,996	138,013	46.83%
• SA	55,589	76,932	38.39%
• ACT	12,410	17,239	38.91%
• TAS	13,251	18,849	42.25%
• NT	6,209	9,043	45.64%
• Other	1,454	1,552	6.74%

Source: [Australian Business Register – ABN Bulk Extract](#) (monthly new company registrations)

# Top Suburbs by New Business Registrations

POSTCODE	LOCAL GOVERNMENT AREA	STATE	BUSINESSES REGISTERED (2024)	BUSINESSES REGISTERED (2025)	YOY GROWTH
3029	Wyndham	Victoria	9,243	13,626	47.42%
3000	Melbourne CBD	Victoria	9,082	12,862	41.62%
2000	Sydney CBD	New South Wales	10,961	12,835	17.10%
3064	Hume	Victoria	6,195	8,709	40.58%
3030	Wyndham	Victoria	5,008	7,258	44.93%
4000	Brisbane CBD	Queensland	4,597	6,887	49.82%
3977	Frankston	Victoria	4,565	6,511	42.63%

Source: [Australian Business Register – ABN Bulk Extract](#) (new company registrations)



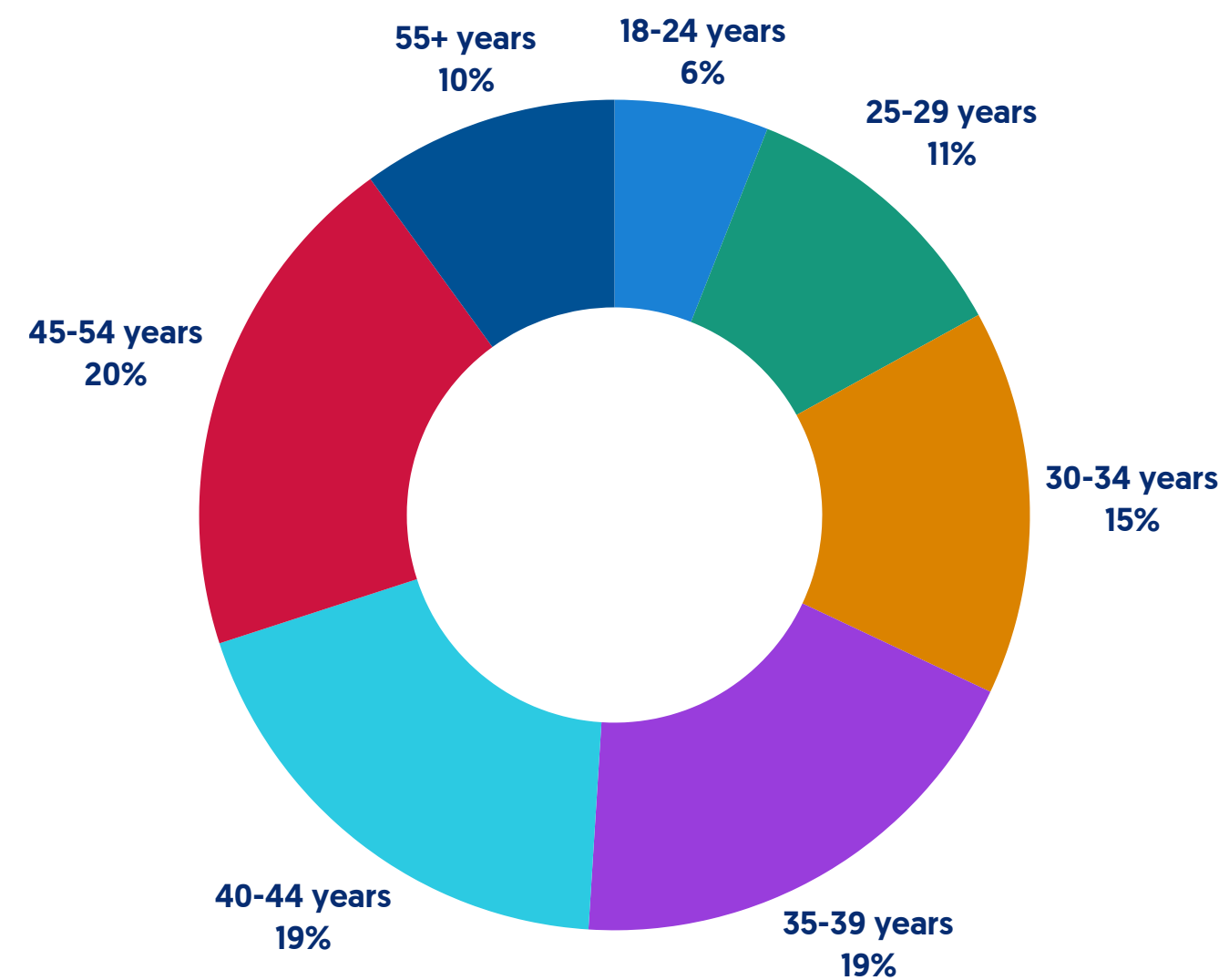
# Suburbs On The Rise

POSTCODE	LOCAL GOVERNMENT AREA	STATE	BUSINESSES REGISTERED (2024)	BUSINESSES REGISTERED (2025)	YOY GROWTH
5115	Playford	South Australia	379	816	115.30%
6035	Wanneroo	Western Australia	322	664	106.21%
4301	Ipswich	Queensland	1,127	2,269	101.33%
4343	Lockyer Valley Region	Queensland	311	605	94.53%
4508	Moreton Bay	Queensland	457	882	93.00%
6038	Wanneroo	Western Australia	411	790	92.21%
4815	Townsville	Queensland	384	730	90.10%
4506	Moreton Bay	Queensland	903	1,695	87.71%
6171	Rockingham	Western Australia	1,074	1,982	84.54%
2322	Maitland	New South Wales	598	1,095	83.11%

Source: [Australian Business Register – ABN Bulk Extract](#) (new company registrations)

# Age Distribution of Founders

Demographic Analysis

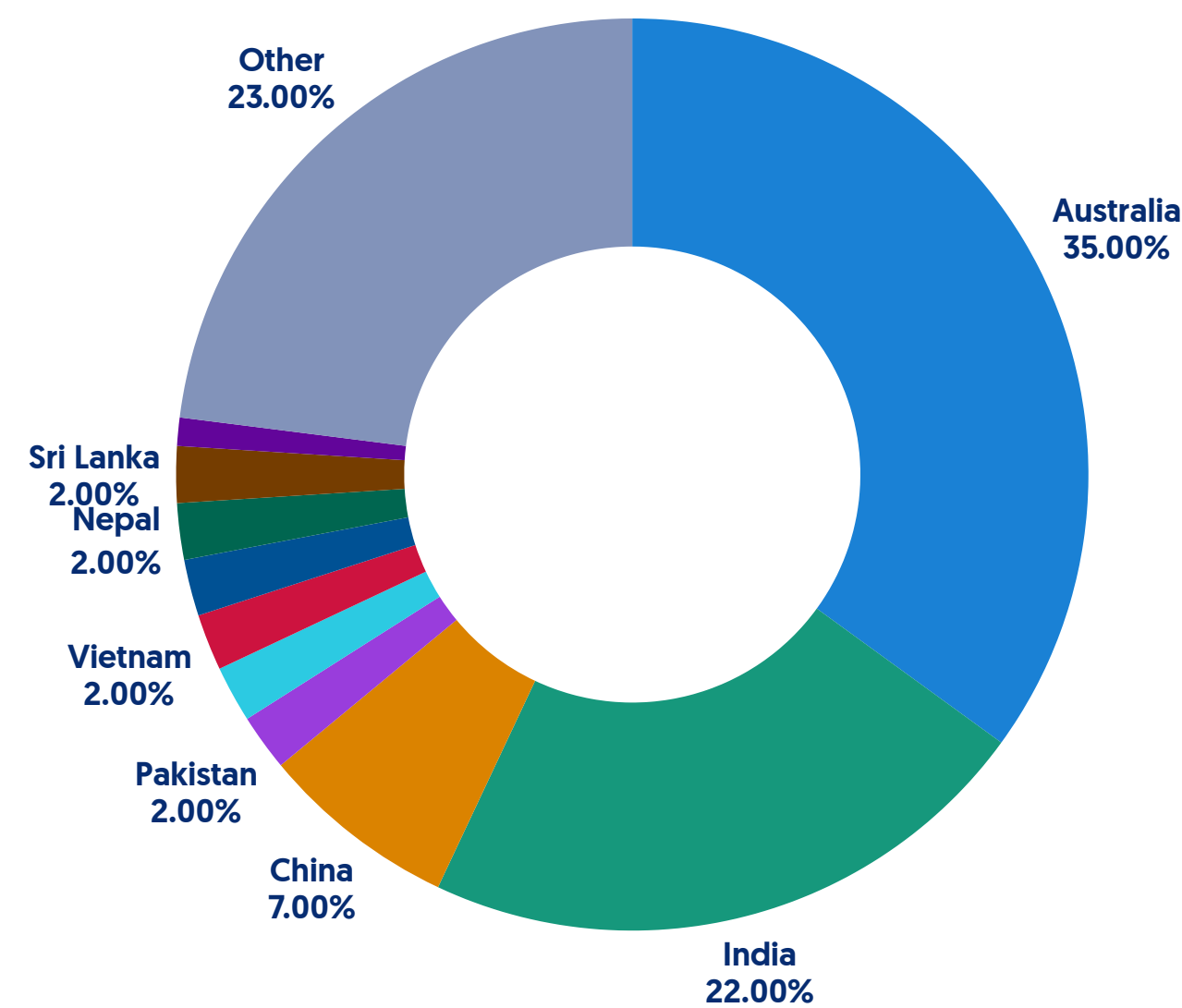


AGE GROUP	2024	2025	YOY GROWH
• 18-24 years	4%	6%	66.26%
• 25-29 years	11%	11%	16.97%
• 30-34 years	16%	15%	13.39%
• 35-39 years	19%	19%	19.21%
• 40-44 years	19%	19%	18.16%
• 45-54 years	20%	20%	15.15%
• 55+ years	10%	10%	15.26%



# Countries of Birth

Demographic Analysis

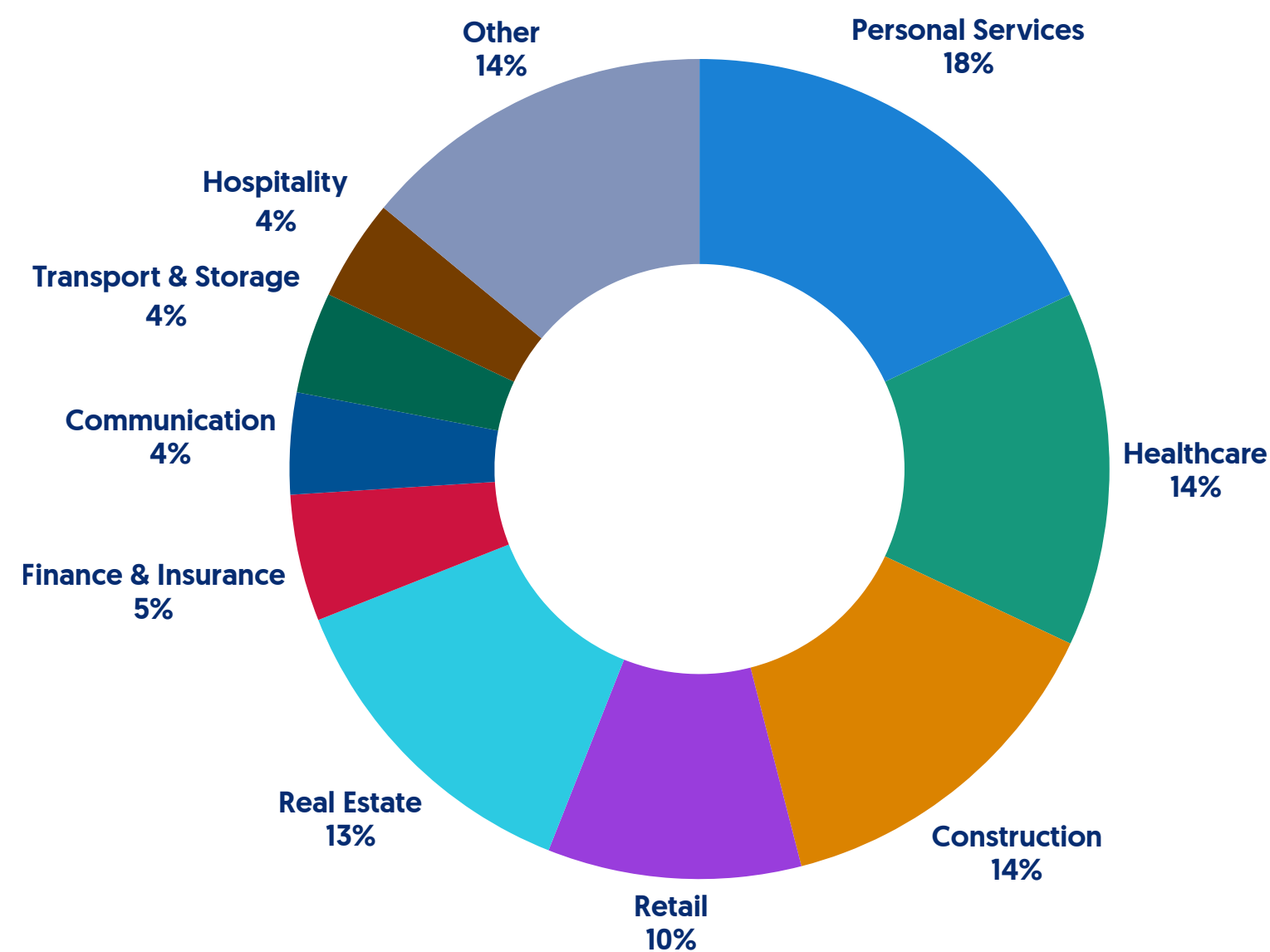


COUNTRY	2024	2025	YOY GROWTH
• Australia	33%	35%	29.47%
• India	22%	22%	15.51%
• China	8%	7%	2.09%
• Pakistan	2%	2%	19.57%
• United Kingdom	2%	2%	21.93%
• Vietnam	2%	2%	4.59%
• New Zealand	2%	2%	28.80%
• Nepal	2%	2%	9.57%
• Sri Lanka	2%	2%	10.98%
• Malaysia	2%	1%	-11.39%
• Other	22%	23%	21.87%

Source: [The Lawpath Business Index: Uncovering Australia’s Hidden Entrepreneurs](#)

# Industry Distribution

## Demographic Analysis



INDUSTRY	2024	2025	YOY GROWTH
• Personal Services	19%	18%	20%
• Healthcare	18%	14%	-3%
• Construction	12%	14%	48%
• Retail	12%	10%	16%
• Real Estate	11%	13%	56%
• Finance & Insurance	5%	5%	35%
• Communication	4%	4%	20%
• Transport & Storage	4%	4%	46%
• Hospitality	3%	4%	55%
• Other	12%	14%	33%

Source: [The Lawpath Business Index: Uncovering Australia’s Hidden Entrepreneurs](#)



# Methodology

Each month, the Lawpath New Business Index captures how entrepreneurship in Australia is evolving.

Using verified data from the Australian Business Register (ABR) and ASIC, combined with anonymised insights from thousands of registrations processed through the Lawpath platform, we deliver a verified, month-by-month view of who is starting businesses, where they are based, and the industries they are choosing.







**Lawpath®**