

# New Business Index

• July 2025 •



# What is the New Business Index?

We launched the Lawpath New Business Index to answer a simple but important question: how is entrepreneurship in Australia really evolving? For too long, conversations about small business have relied on lagging reports or isolated anecdotes. We wanted to give founders, policymakers, and industry leaders a clear, timely view of what's actually happening.

Each month, the Index brings together verified data from the Australian Business Register (ABR) and ASIC with anonymised insights from thousands of registrations on the Lawpath platform. The result is a unique picture of who is starting businesses, where they are based, and which industries are driving growth.

Our goal is to make this information useful. Not just as a snapshot, but as a way to spot trends, challenge assumptions, and inspire action. When we understand the shifts happening in entrepreneurship, we can help shape a stronger, more resilient business landscape for Australia.

# Executive Summary

## Statistics For July 2025

Key growth signals from the ABN registry and Australia's latest new business registrations.

## Australia's Business Formation

A closer look at how Australia's new businesses are taking shape, from the structures they choose to the regions driving growth.

## Demographic Analysis

Age distribution and geographic origins of Lawpath company founders

## Started this month with Lawpath

Celebrating founders who chose Lawpath's faster, easier, and more affordable way to launch their business.

# Monthly ABN registrations

• August 2024 - July 2025 •

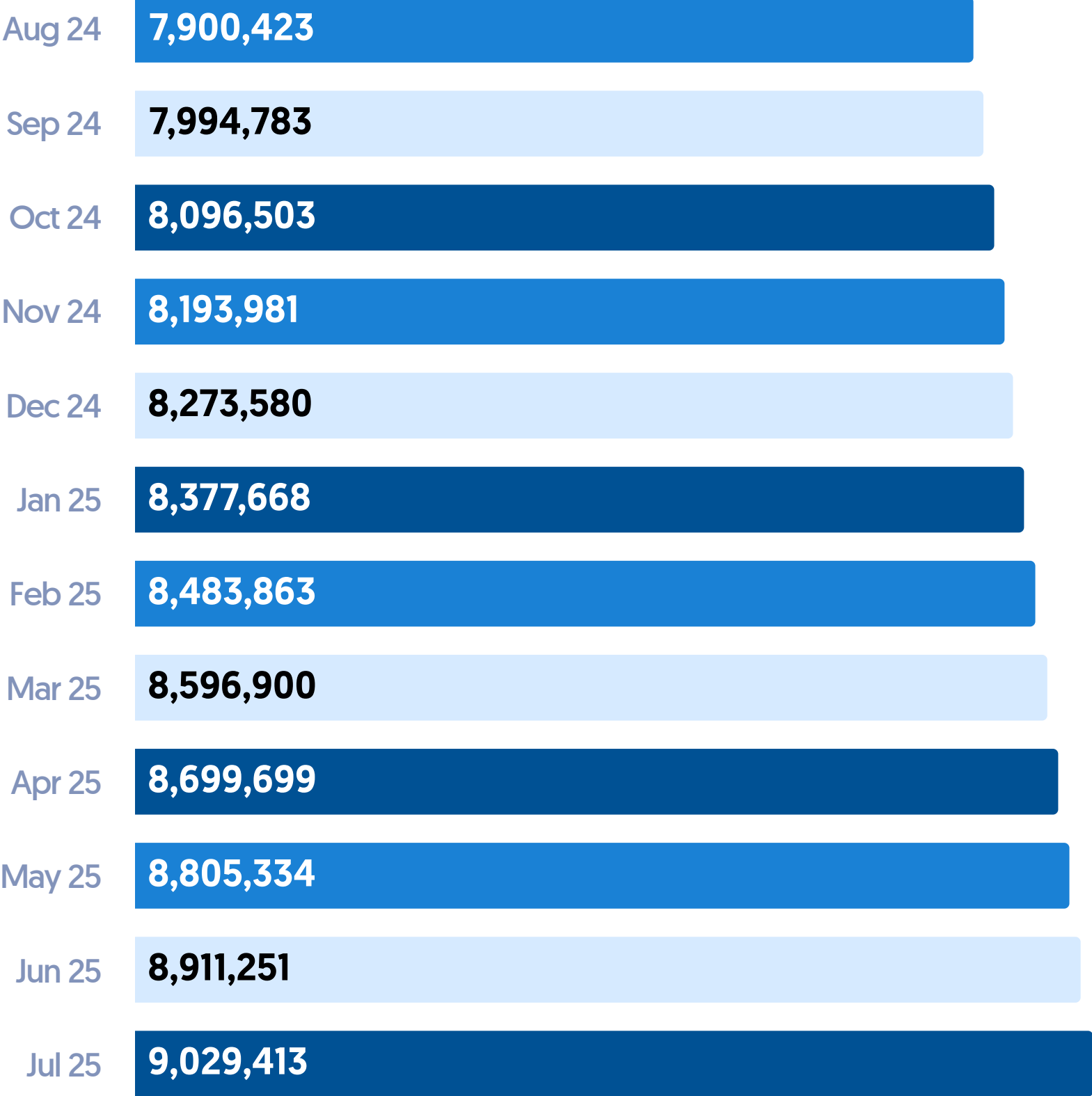
NEW BUSINESS REGISTERED

+0.96% YoY

118,162

Total ABN registrations this month

Source: [Australian Business Register](#) – ABN Bulk Extract



# Monthly ACN registrations

• August 2024 - July 2025 •

NEW COMPANIES REGISTERED

+7.3% YoY

35,844

Total ACN registrations this month

Source: [ASIC – Company registration statistics](#)

Aug 24

3,420,032

Sep 24

3,430,200

Oct 24

3,442,377

Nov 24

3,456,183

Dec 24

3,465,886

Jan 25

3,470,826

Feb 25

3,486,032

Mar 25

3,504,583

Apr 25

3,521,248

May 25

3,538,593

Jun 25

3,564,367

Jul 25

3,585,589



# Monthly GST registrations

• August 2024 - July 2025 •

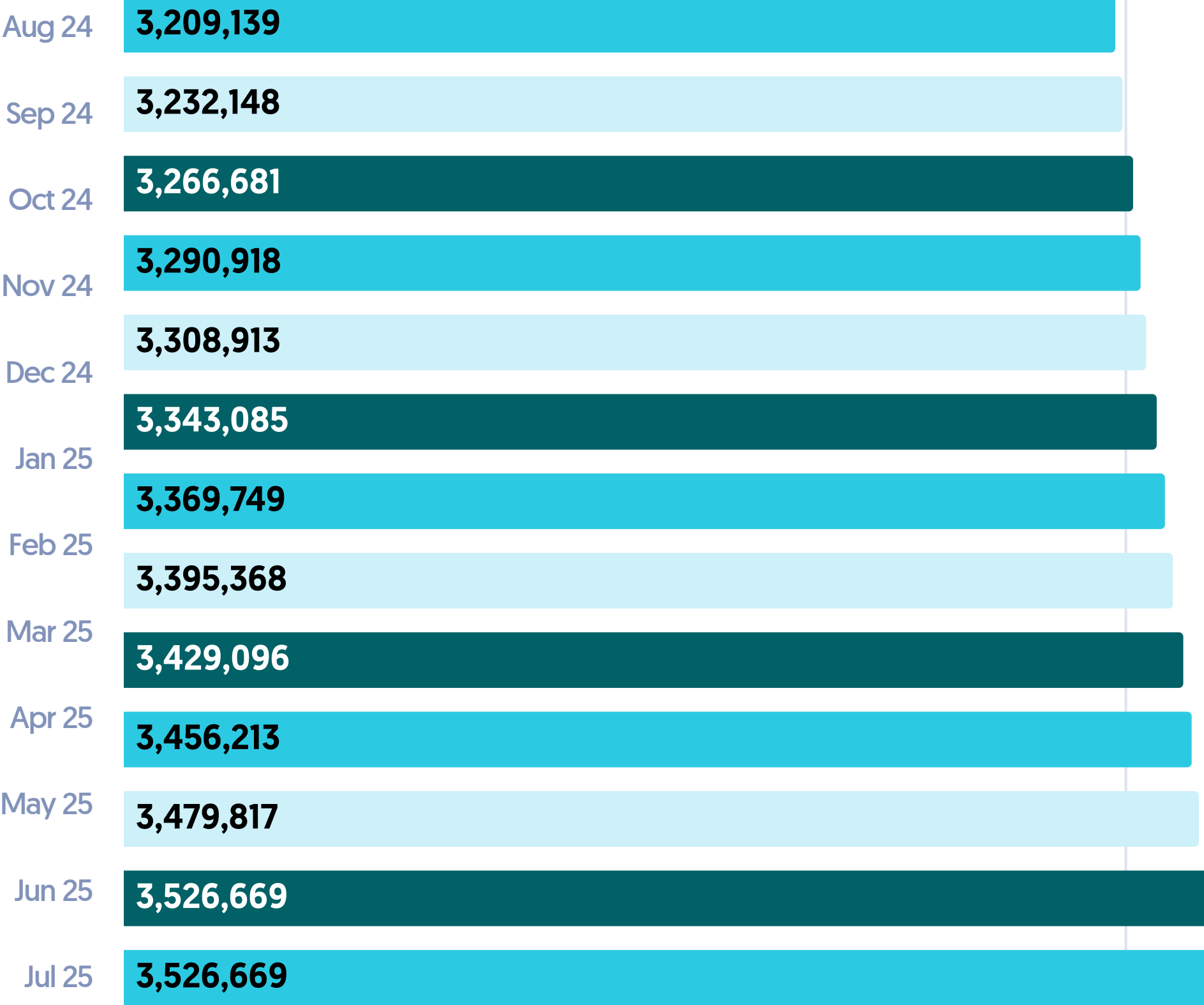
## GST STATUS

-25.19% YoY

46,852

Businesses registered for GST

Source: [Australian Business Register](#) – ABN Bulk Extract



# Statistics For July 2025

## NEW BUSINESS REGISTERED

**118,162** +0.96% YoY

Total ABN registrations this month

## NEW COMPANIES REGISTERED

**35,844** +20.41% YoY

Total ACN registrations this month

## GST STATUS

**46,852** -25.19% YoY

Businesses registered for GST

In July 2025, 118,162 new ABNs were registered across Australia, nudging up 0.96% year on year. But the real momentum showed up in company formations, with 35,844 new ACNs — a 20.41% surge that signals more founders are building with structure, scale, and growth in mind. At the same time, GST registrations dipped 25.19% to 46,852, suggesting a shift toward leaner, test-and-learn launches over immediate trading.

This is the season where intent meets action. As EOFY wraps and a new financial year begins, Australians are moving from side hustles and business ideas into execution mode. Some are waiting to register for GST until their business earns its footing, but many are laying the legal foundations now so they can move fast when it counts.

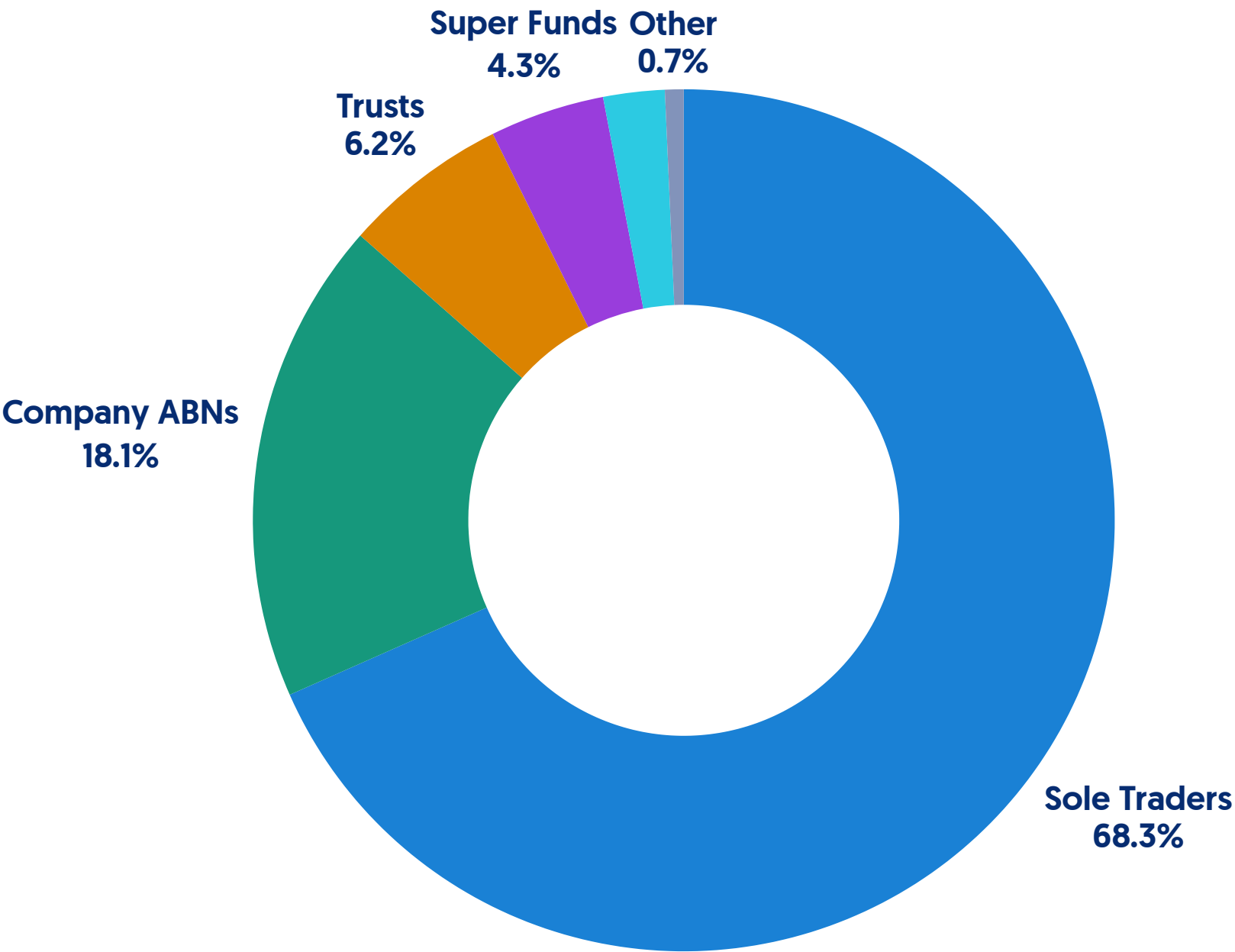
Behind the numbers is a story of calculated ambition. With AI tools lowering the barrier to launch, and global demand creating new paths to growth, founders are choosing when and how they formalise. The playbook is evolving — but the appetite to build is as strong as ever.

# Business Structures

Australia’s Business Formation

CATEGORY	VALUE	SHARE	YOY GROWTH
• Sole Traders	80,717	68.3%	4.08%
• Company ABNs	21,360	18.1%	0.65%
• Trusts	7,341	6.2%	-18.04%
• Super Funds	5,107	4.3%	24.17%
• Partnerships	2,763	2.3%	-25.81%
• Other	873	0.7%	-40.45%

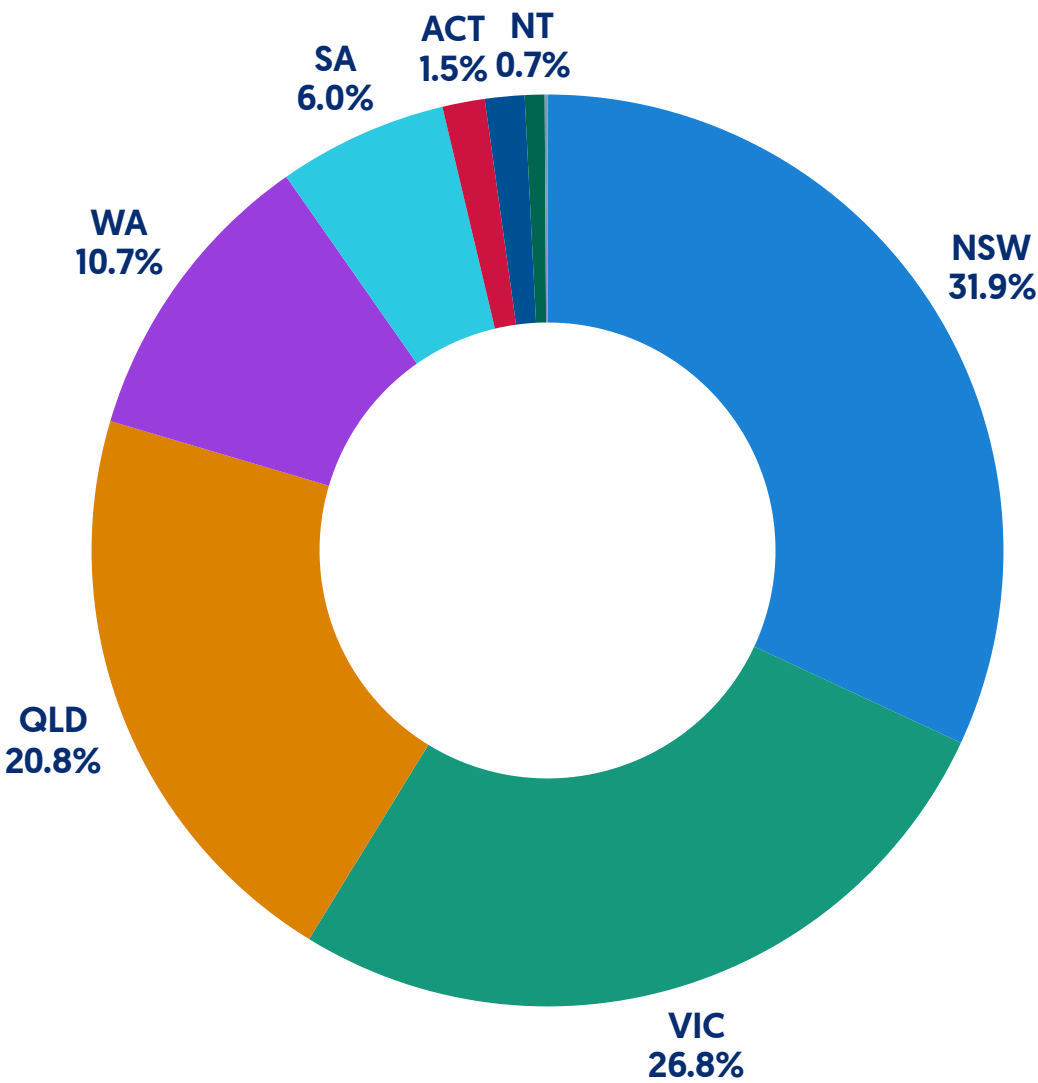
Source: [Australian Business Register – ABN Bulk Extract](#)  
[monthly new company registrations]





# States & Territories

Australia’s Business Formation



State	VALUE	SHARE	YOY GROWH
• NSW	37,782	31.90%	0.70%
• VIC	31,750	26.80%	-0.87%
• QLD	24,588	20.80%	1.32%
• WA	12,643	10.70%	7.95%
• SA	7,137	6%	-0.68%
• ACT	1,790	1.50%	3.29%
• TAS	1,618	1.40%	-2.35%
• NT	794	0.70%	6.58%
• Other	60	0.10%	-67.74%

Source: [Australian Business Register – ABN Bulk Extract](#) (monthly new company registrations)

# Suburbs On The Rise

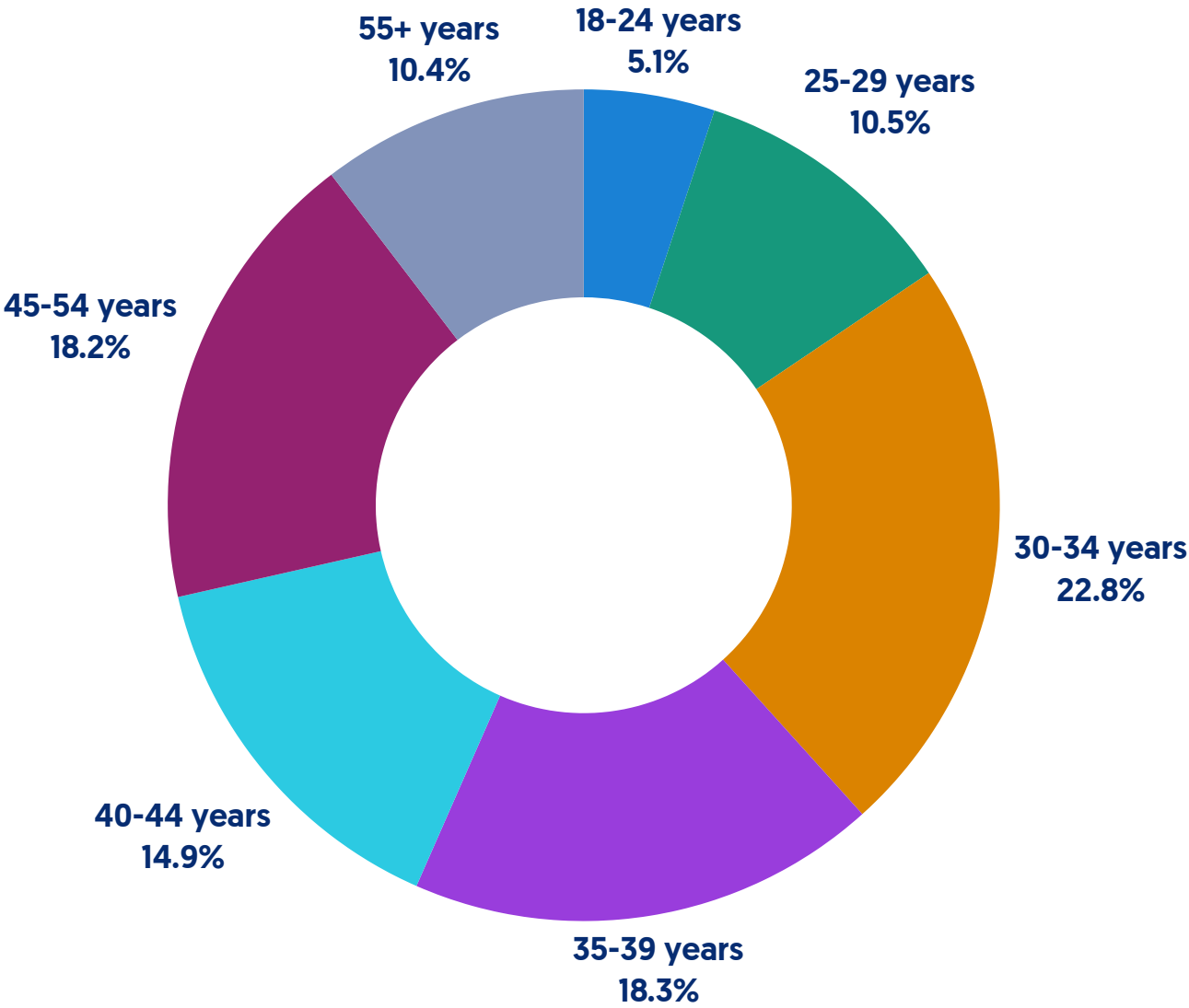
LOCAL GOVERNMENT AREA	STATE	BUSINESSES REGISTERED (JULY 2024)	BUSINESSES REGISTERED (JULY 2025)	YOY GROWTH
Rockingham	Western Australia	400	525	31.25%
Palmerston	Northern Territory	91	119	30.77%
Serpentine-Jarrahdale	Western Australia	207	267	28.99%
Clarence	Tasmania	148	187	26.35%
Nedlands	Western Australia	87	108	24.14%
Mandurah	Western Australia	254	312	22.83%
South Perth	Western Australia	283	347	22.61%
Melville	Western Australia	554	675	21.84%

Source: [Australian Business Register – ABN Bulk Extract](#) (monthly new company registrations)



# Age Distribution of Founders

Demographic Analysis

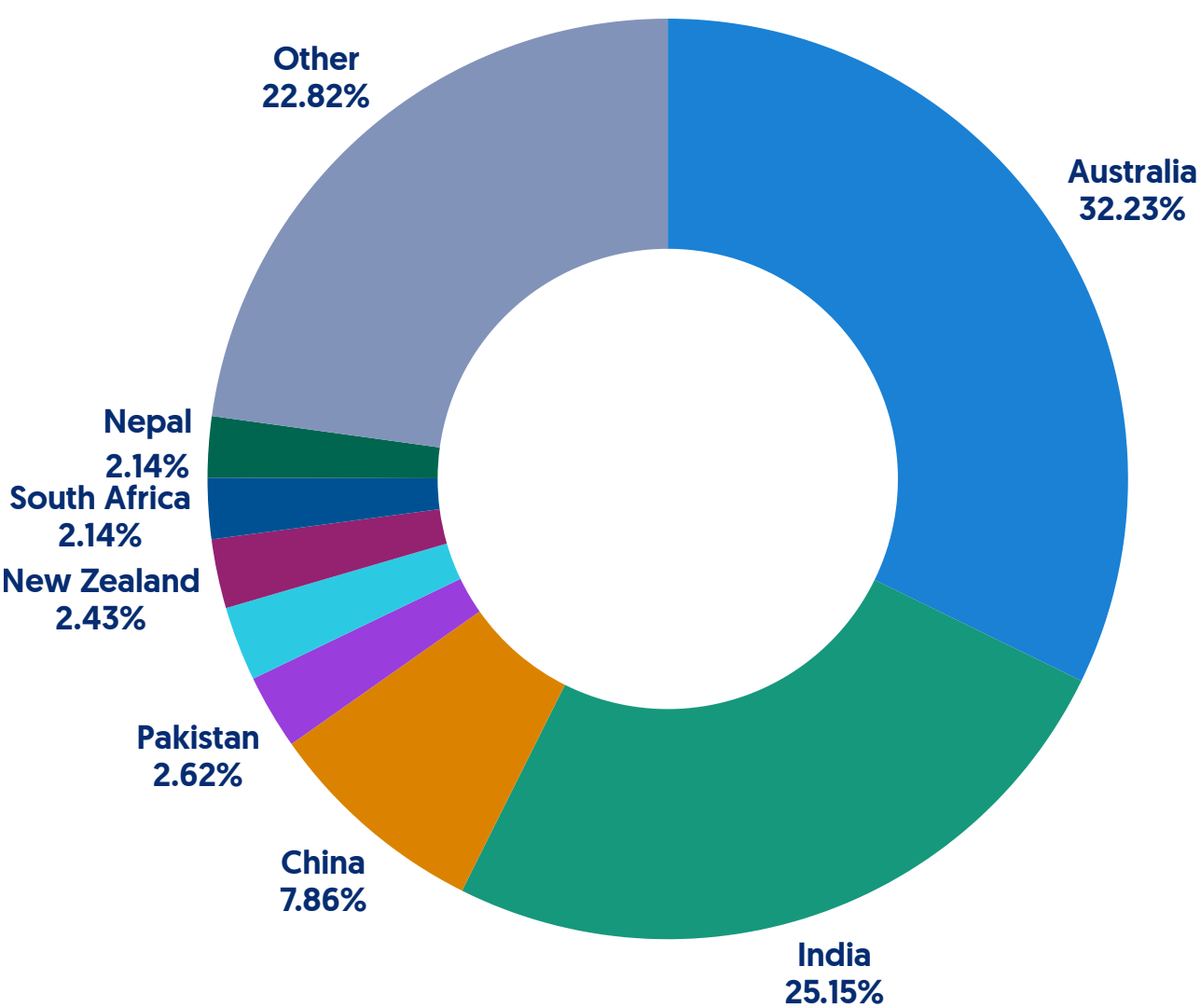


CATEGORY	SHARE	YOY GROWTH
• 18-24 years	5.05%	147.6%
• 25-29 years	10.49%	-3.6%
• 30-34 years	22.82%	-1.3%
• 35-39 years	18.25%	-5.1%
• 40-44 years	14.85%	12.4%
• 45-54 years	18.16%	-2.6%
• 55+ years	10.39%	1.9%

Source: [The Lawpath Business Index: Uncovering Australia's Hidden Entrepreneurs](#)

# Countries of Birth

Demographic Analysis

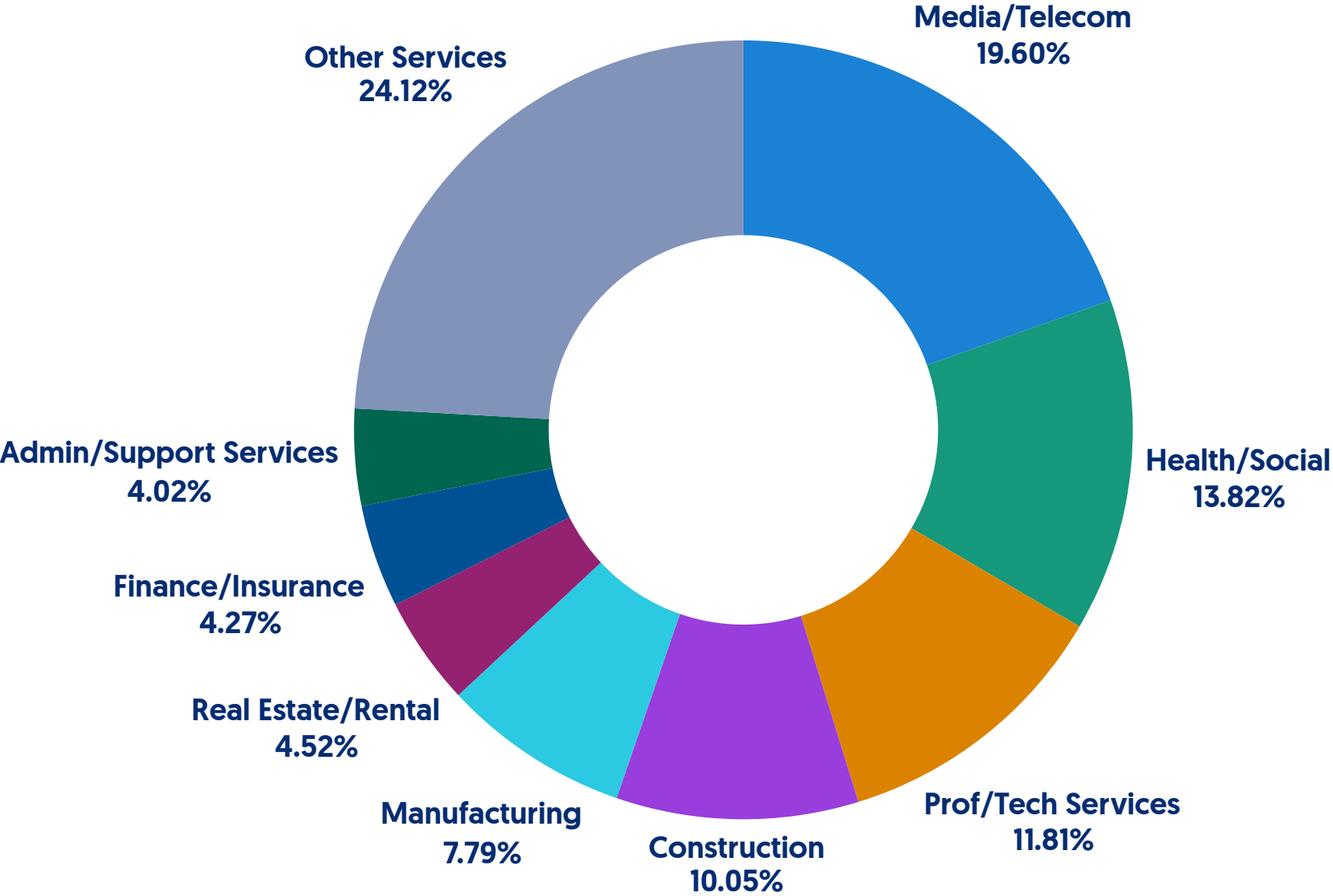


COUNTRY	SHARE	YOY GROWTH
• Australia	32.23%	3.0%
• India	25.15%	13.0%
• China	7.86%	-1.0%
• Pakistan	2.62%	0.0%
• United Kingdom	2.62%	4.0%
• New Zealand	2.43%	32.0%
• South Africa	2.14%	450.0%
• Nepal	2.14%	16.0%
• Other	22.82%	-10.98%

Source: [The Lawpath Business Index: Uncovering Australia's Hidden Entrepreneurs](#)



# Industry Distribution



CATEGORY	SHARE	YOY GROWTH
• Media/Telecom	19.60%	4.0%
• Health/Social	13.82%	31.0%
• Prof/Tech Services	11.81%	-29.0%
• Construction	10.05%	11.0%
• Manufacturing	7.79%	63.0%
• Real Estate/Rental	4.52%	100.0%
• Finance/Insurance	4.27%	-6.0%
• Admin/Support Services	4.02%	7.0%
• Other Services	24.12%	10.5%

Source: [The Lawpath Business Index: Uncovering Australia's Hidden Entrepreneurs](#)

# Methodology

Each month, the Lawpath New Business Index captures how entrepreneurship in Australia is evolving.

Using verified data from the Australian Business Register (ABR) and ASIC, combined with anonymised insights from thousands of registrations processed through the Lawpath platform, we deliver a verified, month-by-month view of who is starting businesses, where they are based, and the industries they are choosing.





# Started this month with Lawpath

Celebrating founders who chose Lawpath's faster, easier, and more affordable way to launch their business.



Developing AI-powered conversational bots that distract scammers, gather intelligence, and help partners disrupt fraud operations before they reach real victims.

**Apate.ai**

Sydney, Australia



Australia's online tutoring service, empowering high school students across the nation.

**Animo Tutoring**

Sydney, Australia



Offering budget meals to sweet treats, Rhonda's Kitchen supplies fry bread mixes and kitchen inspiration.

**Rhonda's Kitchen**

Sydney, Australia





**Lawpath®**