

# New Business Index

• October 2025 •



# Executive Summary

## Statistics For October 2025

Key growth signals from the ABN registry and Australia's latest new business registrations.

## Australia's Business Formation

A closer look at how Australia's new businesses are taking shape, from the structures they choose to the regions driving growth.

## Demographic Analysis

Age distribution and geographic origins of Lawpath company founders

## Started this month with Lawpath

Celebrating founders who chose Lawpath's faster, easier, and more affordable way to launch their business.

# Monthly ABN registrations

• January 2024 - October 2025 •

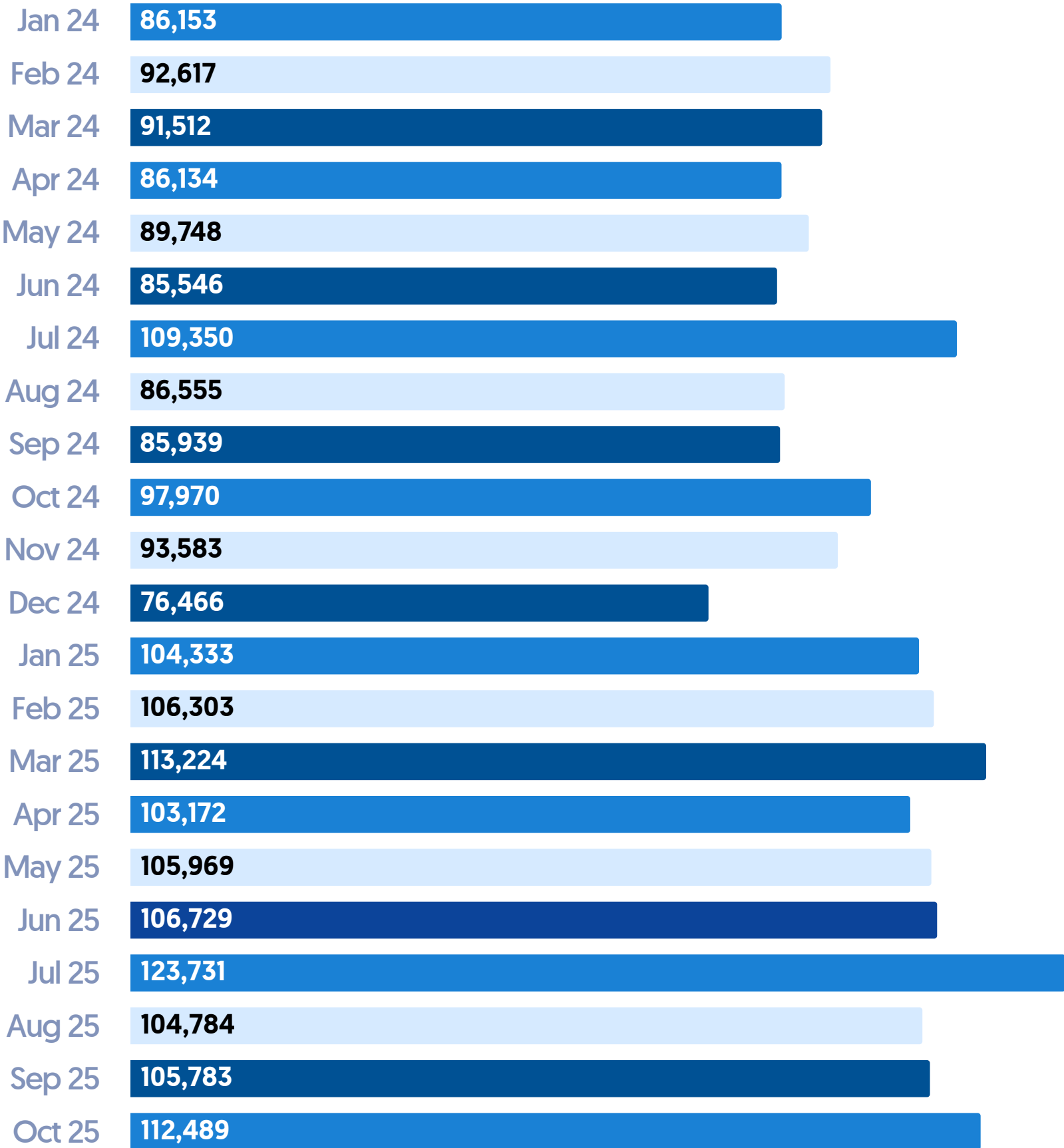
NEW BUSINESS REGISTERED

+29.6% YoY

112,489

Total ABN registrations this month

Source: [Australian Business Register](#) – ABN Bulk Extract



# Monthly ACN registrations

• January 2024 - October 2025 •

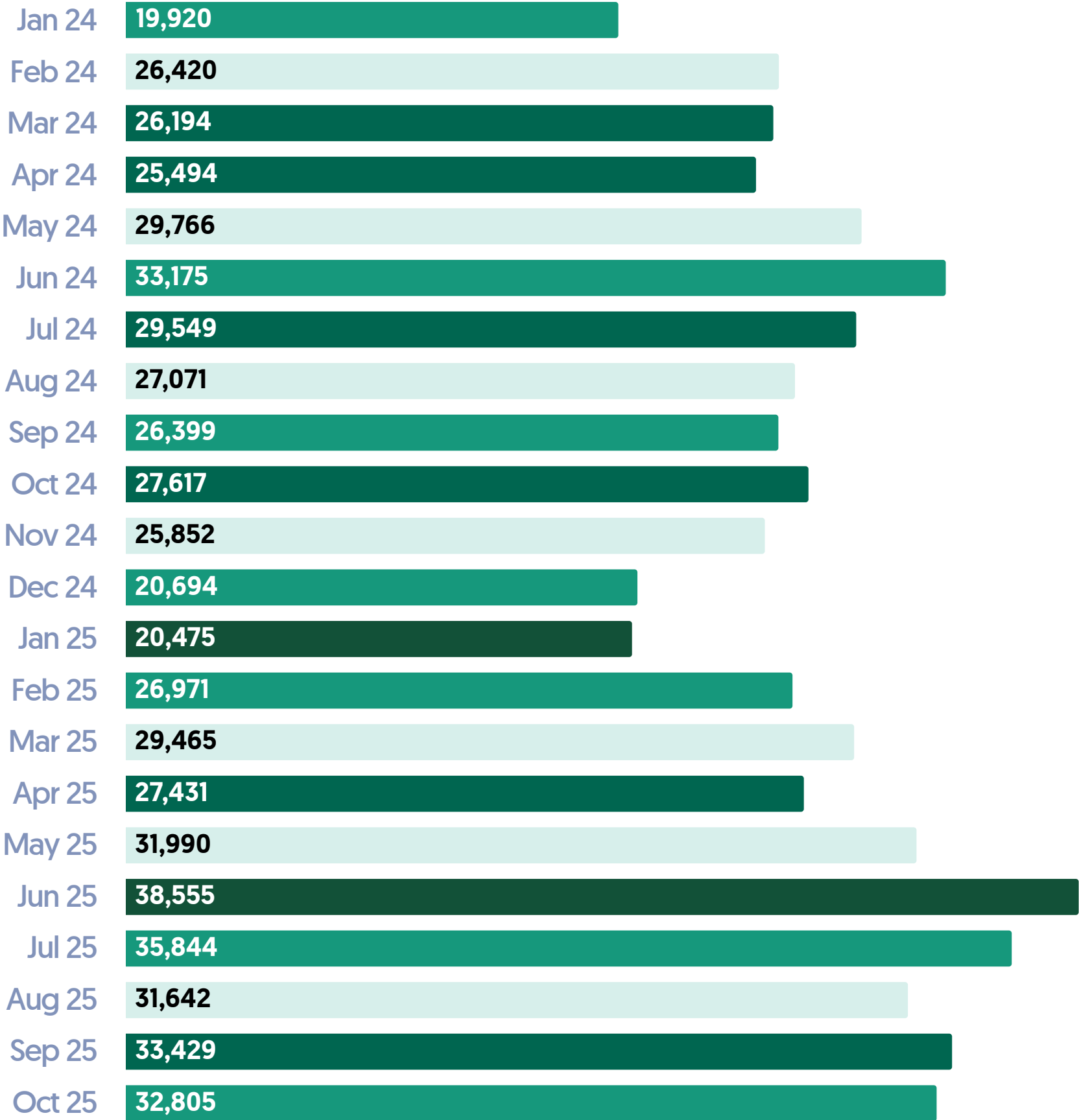
NEW COMPANIES REGISTERED

+18.8% YoY

32,805

Total ACN registrations this month

Source: [ASIC – Company registration statistics](#)



# Monthly GST registrations

• January 2024 - October 2025 •

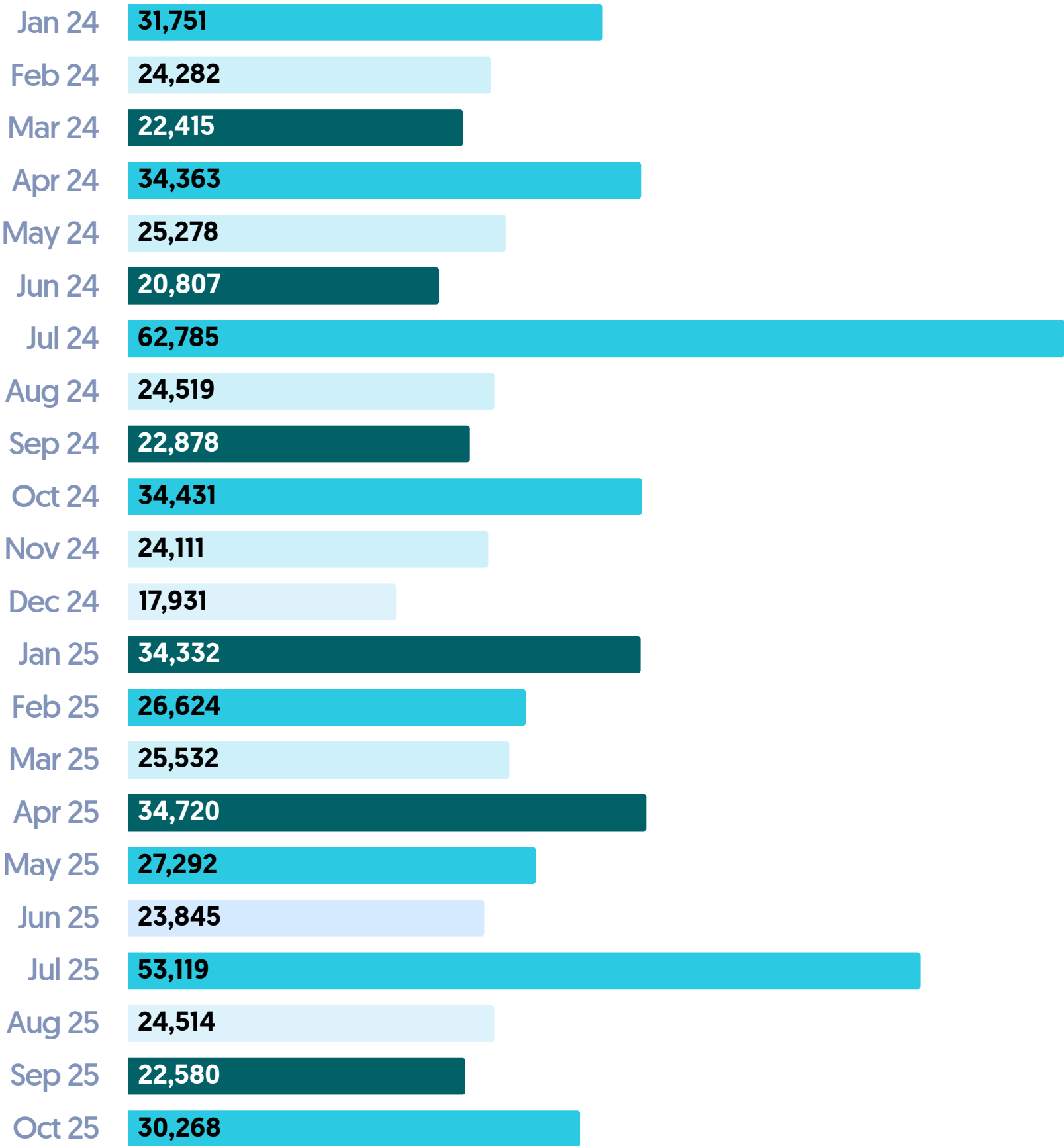
## GST STATUS

-11.3% YoY

30,268

Businesses registered for GST

Source: [Australian Business Register](#) – ABN Bulk Extract





# Statistics For October 2025

## NEW BUSINESS REGISTERED

**112,489** +29.6% YoY

Total ABN registrations this month

## NEW COMPANIES REGISTERED

**32,805** +18.8% YoY

Total ACN registrations this month

## GST STATUS

**30,268** -11.32% YoY

Businesses registered for GST

October felt like a month of quiet acceleration. More than 112,000 new businesses came to life, up 29.6% on last year, yet fewer chose to register for GST. It suggests a shift in mindset, with founders starting lean and testing their footing before committing to scale.

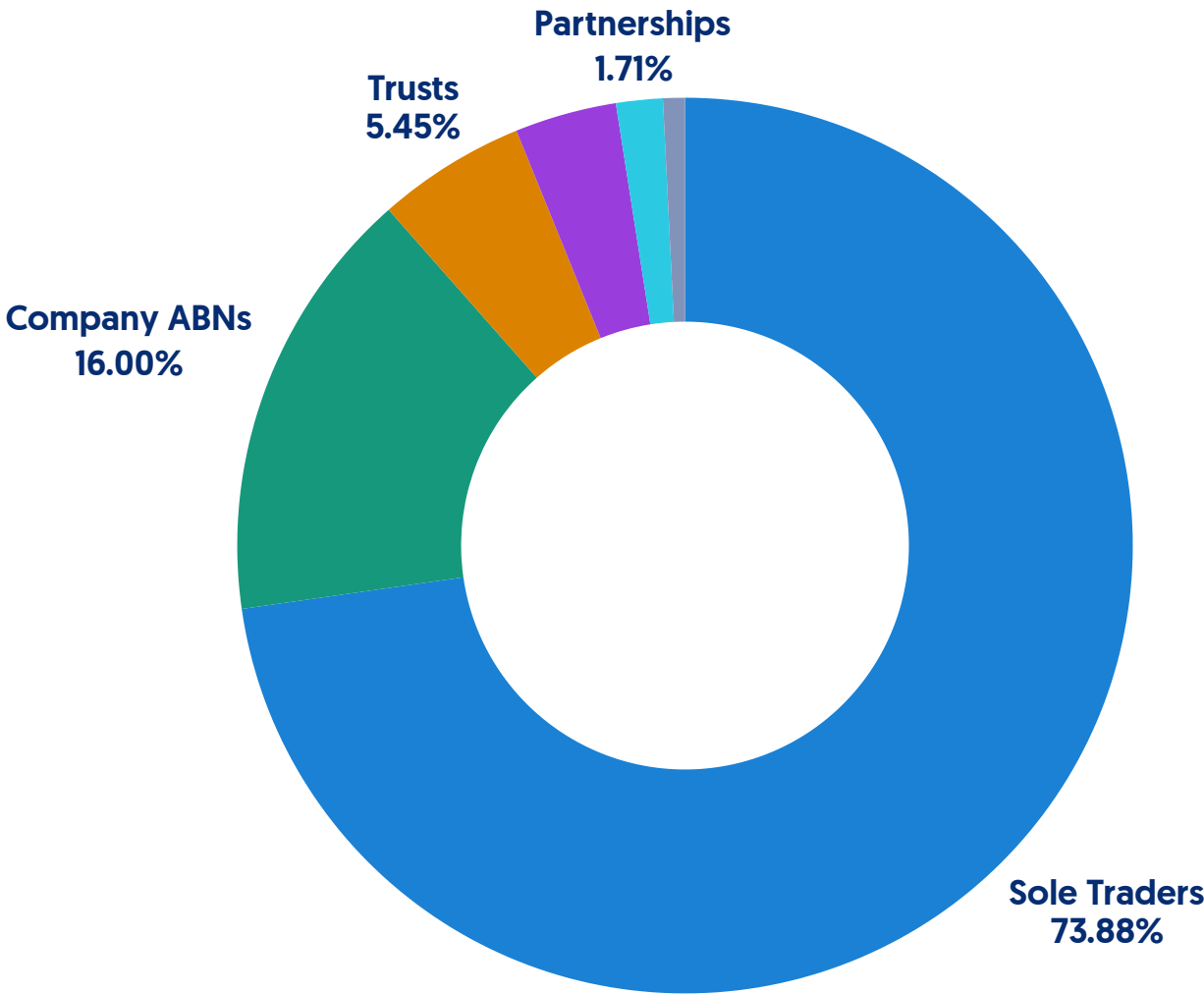
Most of this activity is still centred in the cities, but what's happening inside them is changing. Around seven in ten new ventures are sole traders, people building from their homes, laptops and co-working spaces rather than offices or shopfronts.

The youngest founders are also shaping this story. Business registrations from 18 to 24-year-olds rose 65%, proof that the next generation isn't waiting for experience to begin. They're learning by doing, and their energy is quietly reshaping what entrepreneurship looks like.

October's data shows both momentum and maturity. Australians are no longer chasing the big launch. They're building smaller, smarter and earlier, creating a new rhythm of growth that feels more intentional than explosive

# Business Structures

Australia’s Business Formation

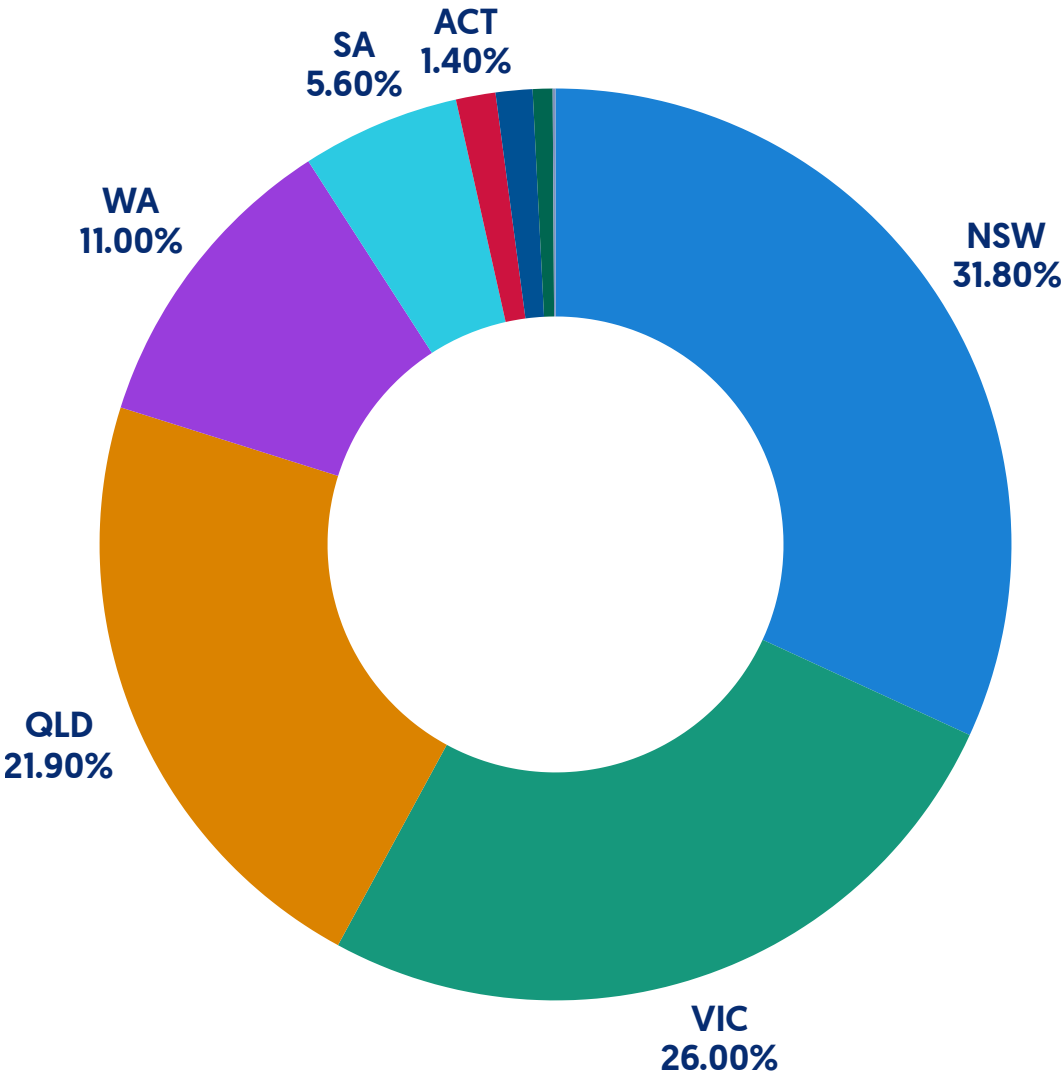


CATEGORY	VALUE	SHARE	YOY GROWTH
• Sole Traders	82,268	73.88%	32.97%
• Company ABNs	17,301	16%	6.61%
• Trusts	6,073	5.45%	-0.20%
• Super Funds	4,152	3.73%	19.90%
• Partnerships	1,901	1.71%	-11.92%
• Other	889	0.80%	-18.70%
• Gov Bodies	1	0.00%	-50.00%

Source: [Australian Business Register – ABN Bulk Extract](#) (monthly new company registrations)

# States & Territories

Australia’s Business Formation



State	VALUE	SHARE	YOY GROWTH
• NSW	35,772	31.80%	25.16%
• VIC	29,509	26%	27.28%
• QLD	24,618	21.90%	34.40%
• WA	12,381	11.00%	39.68%
• SA	6,289	5.60%	28.32%
• ACT	1,557	1.40%	38.28%
• TAS	1,497	1.30%	44.36%
• NT	785	0.70%	33.28%
• Other	81	0.10%	-51.79%

Source: [Australian Business Register – ABN Bulk Extract](#) (monthly new company registrations)



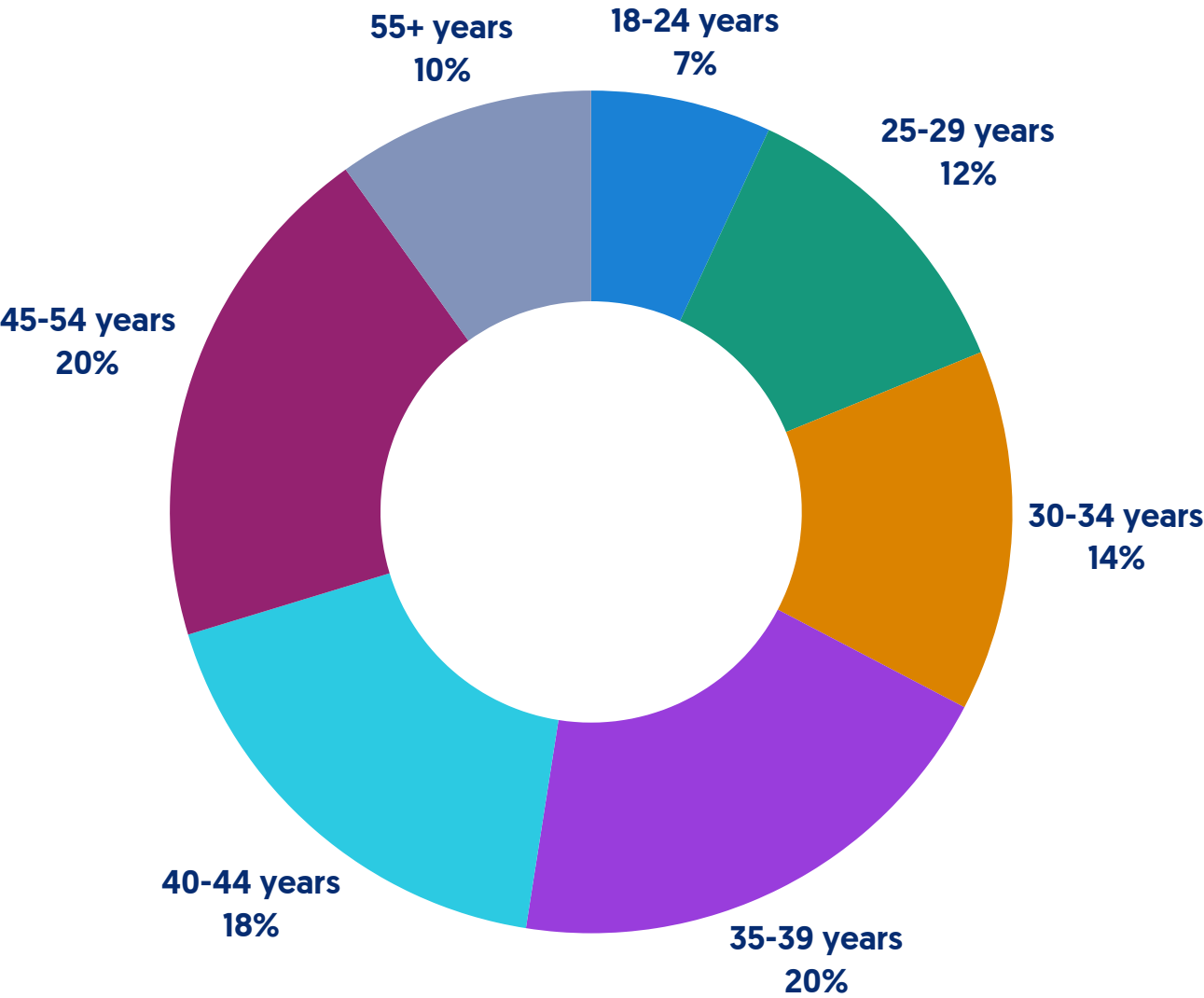
# Suburbs On The Rise

LOCAL GOVERNMENT AREA	STATE	BUSINESSES REGISTERED (OCTOBER 2024)	BUSINESSES REGISTERED (OCTOBER 2025)	YOY GROWTH
Sydney CBD	New South Wales	983	1,142	16.17%
Wyndham	Victoria	776	1,099	41.62%
Melbourne CBD	Victoria	844	1052	24.64%
Hume	Victoria	535	724	35.33%
Brisbane CBD	Queensland	565	660	16.81%
Gold Coast CBD	Queensland	506	612	20.95%
Wyndham	Victoria	481	594	23.49%
Casey	Victoria	420	578	37.62%

Source: [Australian Business Register – ABN Bulk Extract](#) (monthly new company registrations)

# Age Distribution of Founders

Demographic Analysis



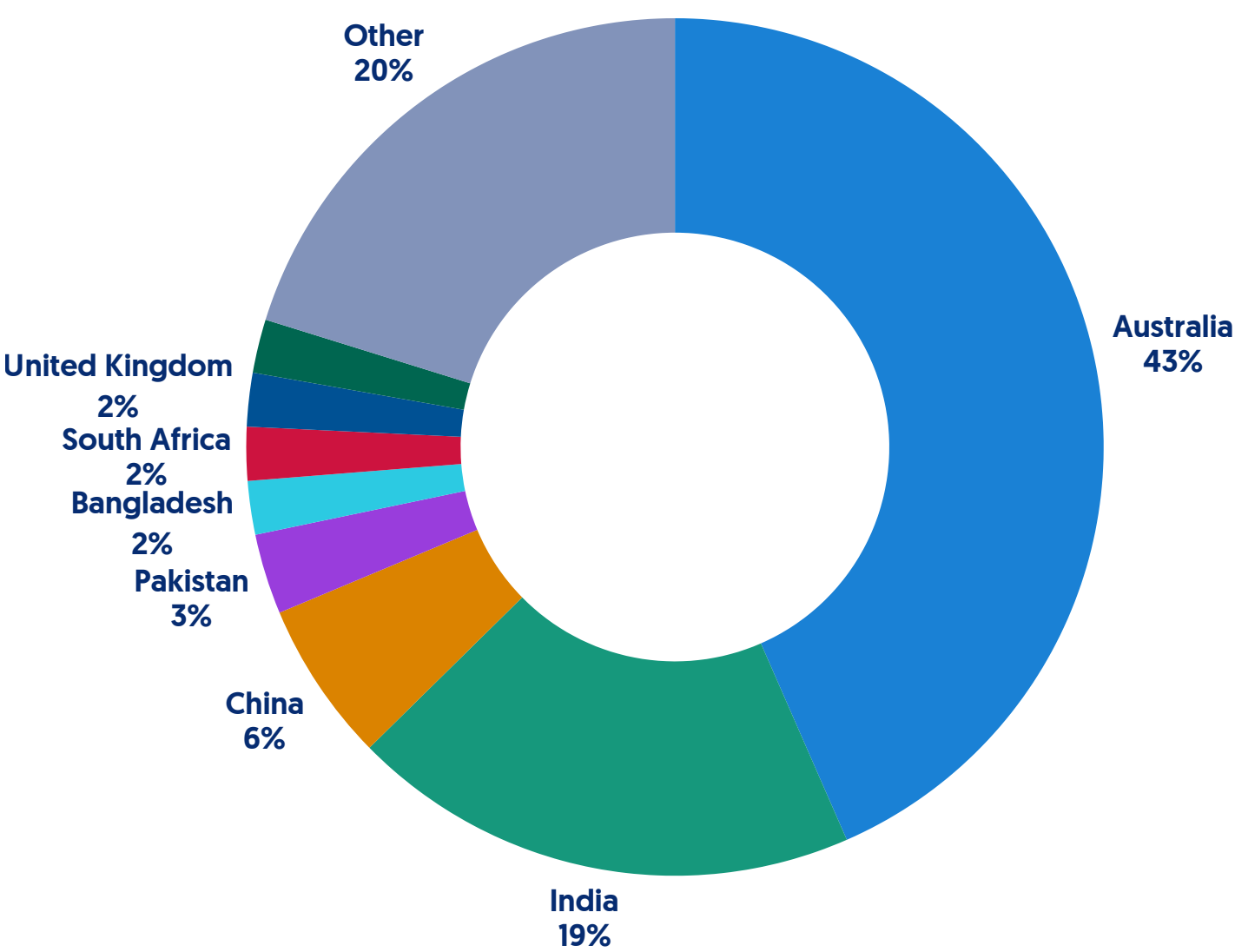
CATEGORY	SHARE	YOY GROWTH
• 18-24 years	7%	65%
• 25-29 years	12%	39%
• 30-34 years	14%	26%
• 35-39 years	20%	59%
• 40-44 years	18%	49%
• 45-54 years	20%	22%
• 55+ years	10%	13%

Source: [The Lawpath Business Index: Uncovering Australia's Hidden Entrepreneurs](#)



# Countries of Birth

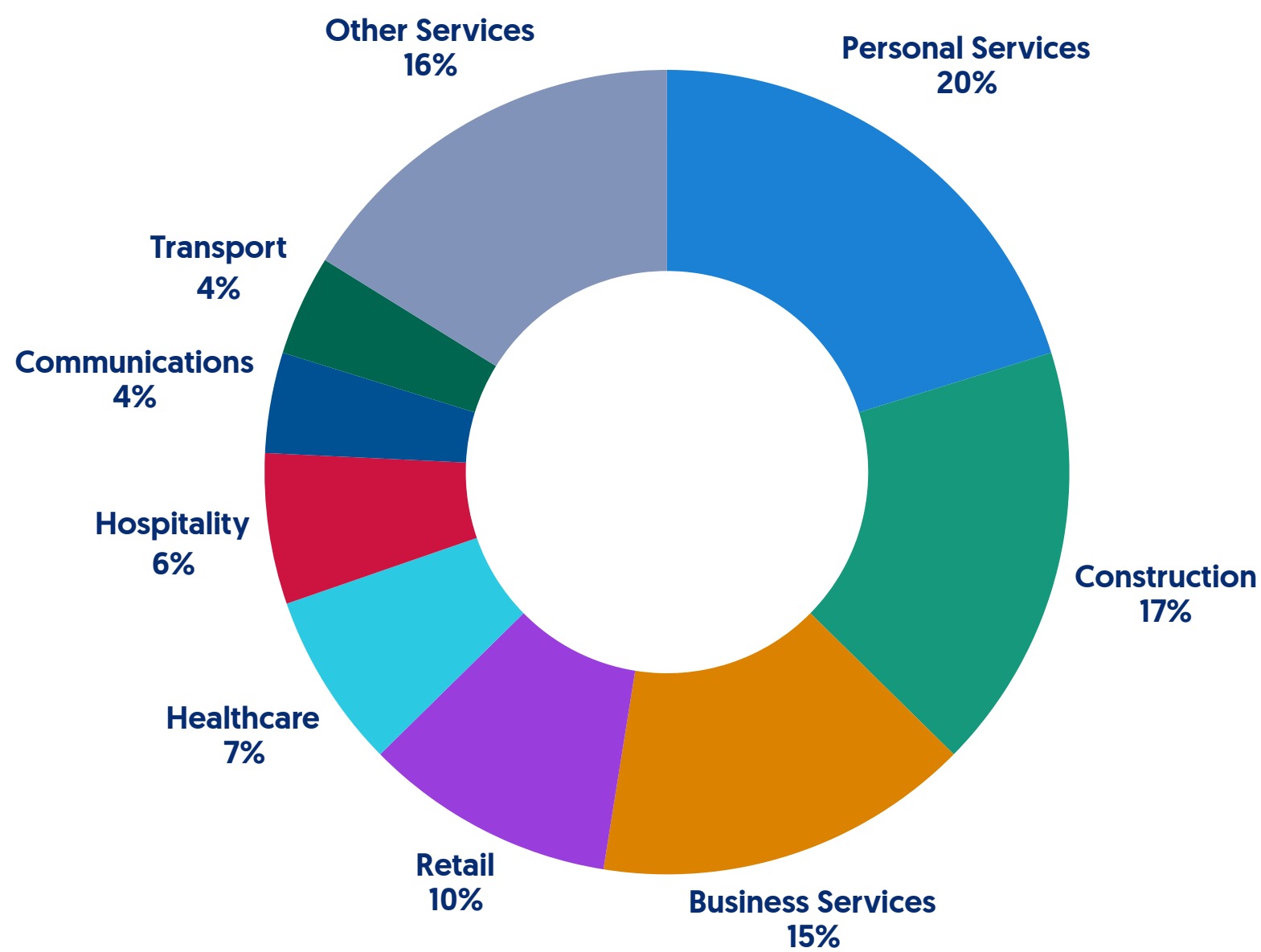
Demographic Analysis



COUNTRY	SHARE	YOY GROWTH
• Australia	43%	62%
• India	19%	18%
• China	6%	42%
• Pakistan	3%	280%
• Bangladesh	2%	109%
• South Africa	2%	90%
• United Kingdom	2%	4%
• Vietnam	2%	50%
• Other	20%	2%

Source: [The Lawpath Business Index: Uncovering Australia's Hidden Entrepreneurs](#)

# Industry Distribution



CATEGORY	SHARE	YOY GROWTH
• Personal Services	20%	67%
• Construction	17%	98%
• Business Services	15%	126%
• Retail	10%	15%
• Healthcare	7%	-49%
• Hospitality	6%	200%
• Communications	4%	21%
• Transport	4%	73%
• Other Services	16%	24%

Source: [The Lawpath Business Index: Uncovering Australia's Hidden Entrepreneurs](#)



# Methodology

Each month, the Lawpath New Business Index captures how entrepreneurship in Australia is evolving.

Using verified data from the Australian Business Register (ABR) and ASIC, combined with anonymised insights from thousands of registrations processed through the Lawpath platform, we deliver a verified, month-by-month view of who is starting businesses, where they are based, and the industries they are choosing.







Lawpath®